



**SHANETTE**  
 SHEDS - GARAGES - BUILDINGS  
 SUPERIOR SPACE



**SHANETTE**  
 SHEDS - GARAGES - BUILDINGS  
 SUPERIOR SPACE

**Insulated Metal Garages & Storage Units**



 **EUROCODES**  
 BUILDING THE FUTURE

Shanette manufacture to Eurocode Specification



A: Tullamore Road, Kilbeggan, Co. Westmeath, Ireland  
 T: 057 9332294  
 E: info@shanette.ie

[www.shanette.ie](http://www.shanette.ie)



[www.shanette.ie](http://www.shanette.ie)





## Superior Space

Established in 1983, Shanette are the largest and longest established manufacturer of Sectional (Panel form) steel buildings in Ireland and are now exporting to the UK.

Our buildings are designed using the latest 3D computer modelling to withstand the forces of wind and snow to European construction standards, and are built using high strength structural steels. We produce quality steel buildings at competitive prices. With over 32 years' experience in our field of business, our level of expertise and know-how is second to none.

The prefabricated panels require no maintenance and are easily installed. With a wide variety of sizes, styles and finishes, we can custom build your unit to suit your budget and needs.

### ADVANTAGES OF SHANETTE SHEDS

- Superior quality built to last
- Manufactured to EUROcode Building regulations-only company in Ireland
- Bespoke service built to customer's requirements
- Galvanised framework-Maintenance Free
- Off site construction for quick installation on site

**We design and manufacture secure, certified, insulated space, that protect our customers investments.**

Over the last 32 years we have worked with many of the manufacturing & medical supply companies in Ireland and more recently in the UK. With this vast experience we can design and manufacture units to the needs and requirements of this industry, as all units are designed and built to the customer's needs. All units are built to EUROcode 3 building regulations for wind and snow load and are designed by independent engineers. Design calculations are available on request if required. All installation crew members are site compliant.



### COLOURS

#### Standard PVC Colours


Vandyke Brown	Olive Green	Goosewing Grey
Merlin Grey	Mushroom	Black
White	Cornflower Blue	Moorland Green

#### Wood Effect PVC Colours - Optional extra

Golden Oak	Mahogany



**Custom built units for group water schemes.**



**Insulated Kingspan unit used in a medical manufacturing plant.**







# SHANETTE HAVE 3 DIFFERENT RANGES TO CHOOSE FROM

**25mm ROOF INSULATION**  
**BRONZE RANGE**

## BRONZE RANGE

Features of a Bronze range shed

- Special 25mm roof insulation system
- Fully-galvanised frame
- Pre-fabricated wall & roof panels for easy site access
- All exterior fasteners are colour coded
- Heavy duty roof clearlights that won't discolour
- Walls ventilated with louvered vents for air movement
- No condensation dripping
- Easily dismantled and relocated






**25mm ROOF & WALL INSULATION**  
**SILVER RANGE**

## SILVER RANGE

Features of a Silver range shed

- Special 25mm roof and wall insulation system
- An attractive blue felt interior finish on walls and roof
- Fully-galvanised frame
- All exterior fasteners are colour coded
- Pre-fabricated wall & roof panels for easy site access
- No condensation dripping
- Easily dismantled and relocated

**40mm ROOF & WALL INSULATION**  
**GOLD RANGE**

## GOLD RANGE

Features of a Gold range shed

- 40mm Kingspan roof & wall insulated composite panel
- 60, 80 & 100mm insulation available
- White metal interior finish
- Fully-galvanised frame
- All exterior fasteners are colour coded
- Pre-fabricated wall & roof panels for easy site access
- Kingspan insulated clearlights on roof
- No condensation dripping
- Easily dismantled and relocated
- Unit retains heat when heated



